

Associate prof. Ryszard SZYNOWSKI, PhD

WSB University in Dąbrowa Górnicza

e-mail: rszynowski@wsb.edu.pl;

ORCID: 0000-0003-1571-5909

Mirosław Łuszcz, PhD

WSB University Dąbrowa Górnicza

e-mail: mluszcz@wsb.edu.pl

ORCID: 0000-0001-6314-5539

DOI: 10.26410/SF_2/24/3

THREATS IN CORRECTIONAL FACILITIES OF THE PRISON SERVICE IN POLAND

Abstract

The functioning of the correctional facilities of the Prison Service in Poland involves those serving a prison sentence, those convicted, and those in temporary custody, as well as the officers and staff of the Prison Service (PL: Służba Więzienna – SW). Many incidents of various natures threaten security in correctional facilities in Poland. On the one hand, such threats arise in the course of carrying out official duties; on the other – dangerous situations may result from a complex relationship between an officer and a person in detention. The present threats emerging in correctional facilities in Poland have forced the state authorities to pay special attention to the functioning and improvement of security standards in all units of the Prison Service. In this article, the authors first classify the threats in correctional facilities in Poland. A categorisation of threats into those arising from the officer, those arising from the attitude of prisoners, and those arising from other causes is presented. External threats in the vicinity of the correctional facilities and internal threats

within the said units have also been taken into account. The analysis of threats in SW correctional facilities in Poland, made in the article, covers the period from 2011 to 2021, and its aim is to present the scale and trends of threats occurring in penal institutions and remand centres.

Keywords

threats, correctional facilities, Prison Service

Introduction

Threats can be divided in multiple ways. One of the criteria used in the typology of security threats is that described in the study by R. Jakubczak and J. Marczak *Bezpieczeństwo narodowe Polski w XXI wieku (National Security of Poland in the 21st Century)*, which divides threats into: political, military, economic, social, environmental, and terrorism¹. W. Fehler supplements the typology of threats with the following division: military and non-military threats, real and potential threats, internal and external threats². A different view is presented by J. Pawłowski, who divides contemporary threats into: potential and real, external and internal, subjective and objective, military and non-military, and crisis and war³. The divisions outlined above illustrate the diversity of contemporary threats. They have been categorised according to specific criteria indicated by the authors. The circumstances under which a threat arises are difficult to predict and are dependent on a number of influencing factors.

One factor of particular significance to security professionals is risk to the life or health of officers in the course of their duties⁴. The legal act pertaining to the Prison Service, which indicates the threats that may occur, is Order No. 100/2022 of the Director General of the Prison Service of 29 December 2022 on determining the organisation of the duty service in the organisational units of the Prison Service, including the manner and means of informing about incidents that have occurred in the Prison Service and determining the manner and means of conducting investigations into these incidents and the manner of documenting them. The order describes the threats (known as ‘incidents’), of which 28 are listed. The Order of 9 January 2023. Director General of the Prison Service⁵ stipulates that protective measures shall be taken as soon as information about a threat to the security of the correctional facility is received⁶. They should aim to prevent threats, including when they arise, and should be undertaken as soon as possible – before an incident escalates. The tasks facing officers should aim to eliminate or reduce the escalation of threats during the execution of daily duties.

1 R. Jakubczak, J. Flisa, *Bezpieczeństwo narodowe Polski w XXI wieku. Wyzwania i strategię*, Warszawa 2006, pp. 110–114 and *Pojęcie bezpieczeństwa* [in:] R. Szyński, *Administracja wojskowa w systemie bezpieczeństwa narodowego*, Warszawa 2013, pp. 22–35.

2 W. Fehler, *Zagrożenie – kluczowa kategoria teorii bezpieczeństwa*, [in:] *Współczesne postrzeganie bezpieczeństwa*, K. Jałoszyński, B. Wiśniewski, T. Wojtuszek (ed.), Bielsko-Biała 2007, p. 42.

3 J. Pawłowski, *Strategiczne dylematy początku XXI wieku*, [in:] *Współczesne pojmowanie bezpieczeństwa*, K. Jałoszyński, B. Wiśniewski, T. Wojtuszek (ed.), Bielsko-Biała 2007, p. 54.

4 A. Piotrowski, *Medialny wizerunek Służby Więziennej*, “Przegląd Więziennictwa Polskiego” 2010, no. 67–68, p. 87.

5 Order of the Director General of the Prison Service of 9 January 2023 on the means of protection of organisational units of the Prison Service, the means of protection and escort of convicts and temporarily detained persons, and the protective tasks of Prison Service officers and employees, and the employees of prison work facilities, § 2(9).

6 Ibid, § 47(1). Under current legislation, the organisational units of the Prison Service include: The Central Board of the Prison Service, the Internal Inspectorate of the Prison Service, the District Inspectorates of the Prison Service, prisons and remand centres, the Prison Service Academy, the Central Centre of the Prison Service, Prison Service training centres, and Prison Service personnel development centres. The term ‘correctional facilities’ will appear in the article as a collective term for prisons and remand centres.

Methodology

In the most general terms, a threat to the security of a correctional facility is a disruption to its functioning and the fulfilment of the purposes for which it was established.

The threats that officers face in the execution of their duties can be divided into:

- threats caused by the actions of SW officers and employees;
- threats caused by persons in detention;
- threats arising without the involvement of prisoners, officers or civilian staff.

In addition, the threats outlined above can be divided into:

- internal, i.e. those arising within the correctional facilities or in their immediate surroundings;
- external, i.e. arising outside correctional facilities.

The division of threats adopted indicates their location, as well as the persons responsible for the emergence of threats that affect the security of correctional facilities.

The analysis of the resulting external threats in the area of the organisational units of the Prison Service in Poland was made on the basis of the following:

- an analysis of external threats created in the vicinity of correctional facilities, which included: the number of escapes of prisoners from the area of the correctional facility, the number of escapes of prisoners from convoys organised by Prison Service officers, the number of local threats in the form of natural disasters, the number of assaults on an off-duty officer;
- an analysis of the internal threats that have arisen within correctional facilities, which included: the number of suicides, the number of assaults on an officer in the line of duty, the number of fights and beatings, the number of incidents of abuse of prisoners, the number of prohibited objects discovered, the number of fires on the premises of correctional facilities, the number of serious manifestations of criminal subculture (rape of a prisoner), the number of serious manifestations of criminal subculture (abuse of a prisoner), the number of collective illnesses of prisoners and officers, the number of foreign prisoners.

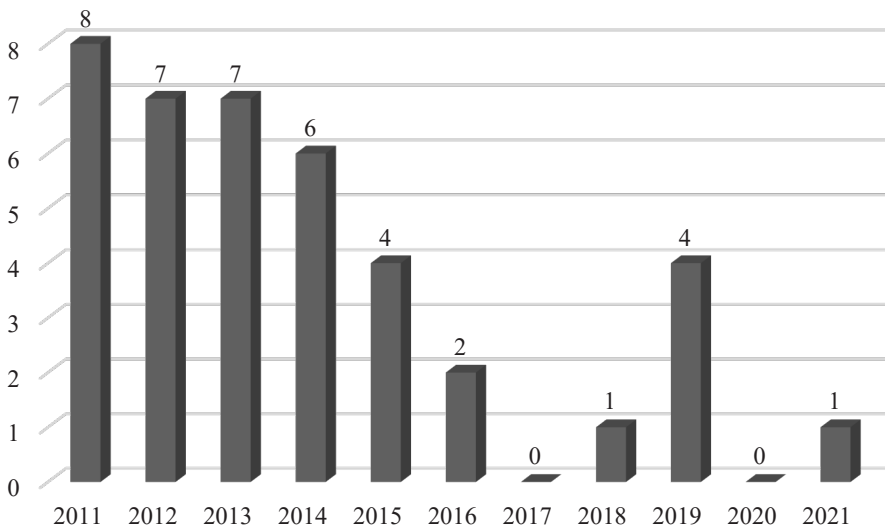
Trying to answer the question: How have threats (incidents) evolved in correctional facilities in Poland? The authors present below an analysis of selected incidents that took place in correctional facilities in Poland between 2011 and 2021. The analysis of incidents was based on data from the Annual statistical information for 2011–2021⁷.

7 G. Mońka, A. Zientarska, *Roczna informacja statystyczna za rok 2011*, Warszawa 2012, p. 40, <https://sw.gov.pl/strona/Statystyka>, [access: 27.05.2023]; G. Mońka, A. Zientarska, *Roczna informacja statystyczna za rok 2012*, Warszawa 2013, p. 40, <https://sw.gov.pl/strona/Statystyka> [access: 27.05.2023]; G. Mońka, M. Milewska, *Roczna informacja statystyczna za rok 2013*, Warszawa 2014, p. 40, <https://sw.gov.pl/strona/Statystyka> [access: 27.05.2023]; G. Mońka, A. Zientarska, *Roczna informacja statystyczna za rok 2014*, Warszawa 2015, p. 40 <https://sw.gov.pl/strona/Statystyka> [access: 27.05.2023]; G. Mońka, A. Zientarska, M. Milewska, *Roczna informacja statystyczna za rok 2015*, Warszawa 2016, p. 40 <https://sw.gov.pl/strona/Statystyka> [access: 27.05.2023]; G. Mońka, A. Zientarska, *Roczna informacja statystyczna za rok 2016*, Warszawa 2017, p. 39 <https://sw.gov.pl/strona/Statystyka> [access: 27.05.2023]; G. Mońka, A. Zientarska, M. Milewska, *Roczna informacja statystyczna za rok 2017*, Warszawa 2018, p. 39; G. Mońka, A. Zientarska, *Roczna informacja statystyczna za rok 2018*, Warszawa 2019, p. 39, <https://sw.gov.pl/strona/Statystyka> [access: 27.05.2023]; A. Pniewska, A. Zientarska, M. Milewska, *Roczna informacja statystyczna za rok 2019*, p. 39 <https://sw.gov.pl/strona/Statystyka> [access: 27.05.2023]; A. Pniewska, A. Zientarska, M. Milewska, *Roczna informacja statystyczna za rok 2020*, Warszawa 2021, p. 20, <https://sw.gov.pl/strona/Statystyka> [access: 27.05.2021]. A. Pniewska, A. Zientarska, M. Milewska, *Annual statistical information for the year 2021*, p. 39, <https://sw.gov.pl/strona/Statystyka> [access: 27.05.2023].

Analysis of emerging external threats in the area of correctional facilities

In the course of the officers' daily tasks in the area outside correctional facilities, situations arise which have an impact on ensuring order and security inside the facility. While it is true that an escape from the prison grounds takes place inside the correctional facility, a greater threat to society is posed by an escapee outside the prison walls. The risk is very high, especially when a person serving a prison sentence for serious crimes leaves the premises of the unit. Every escape is a breach in the security system of a correctional facility. It undermines the effectiveness of the technical and security safeguards and the quality of the tasks performed by the officers responsible for the security of the correctional facility.

Wyk. 1. Number of escapes of prisoners from a correctional facility from 2011 to 2021

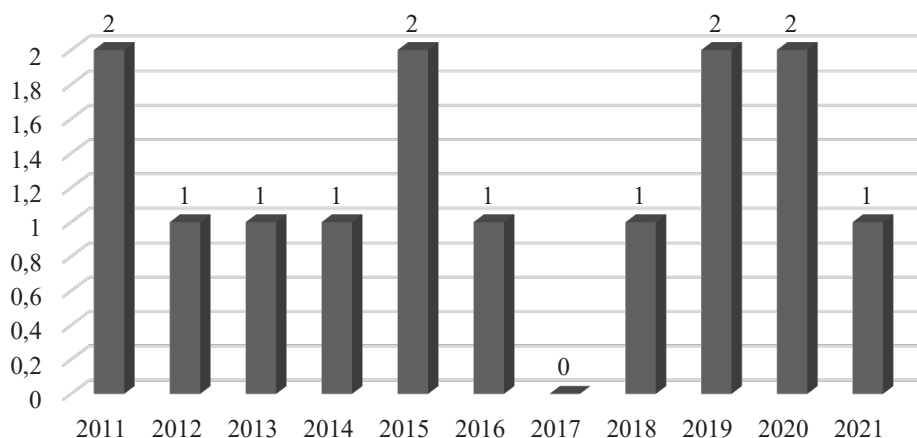


Source: own compilation based on Annual statistical information.

It can be seen that a large number of detainees escaped from prison in the first four years of the period studied. The highest number of escapes, i.e. 8, was recorded in 2011, followed by 7 escapes, and in 2014 there were 6 escapes, as highlighted in Figure 1. Four escapes occurred in 2015 and 2019, while 1 escape occurred in 2018 and 2021. In 2017 and 2020, there were no escapes of prisoners from prison premises. Correctional facilities should be secured in such a way, and officers adequately prepared, that such incidents do not occur at all in the future.

The escape of a detainee from a convoy organised by Prison Service officers is an incident as dangerous as the breakout of a prisoner from the premises of a correctional facility. The difference is that the escape takes place outside the confines of the correctional facility.

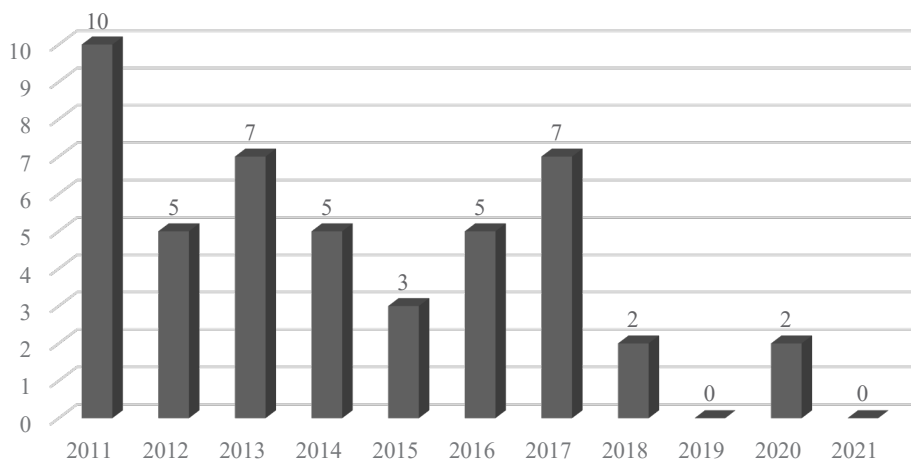
Wyk. 2. Number of escapes of prisoners from convoys organised by Prison Service officers in the years 2011–2021



Source: own compilation based on Annual statistical information

Escapes of pre-trial prisoners or convicts from convoys organised by penitentiary officers are not limited only to escapes from a convoy vehicle, but also include escapes of prisoners undergoing hospital treatment. In such cases, the absconion occurs in public. It is not uncommon for medical staff and people in hospital to witness such an incident, which undermines the effectiveness of the Prison Service. The incidents presented in Figure 2 occurred very rarely. There were two escapes from convoys in 2011, 2015, 2019 and 2020. There were no escapes of a person under escort in 2017. In the years not listed, escapes from convoys occurred once.

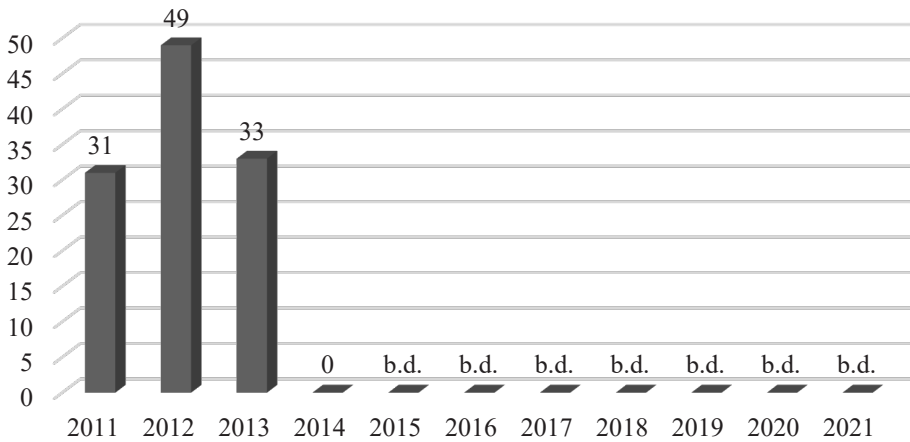
The threats in the form of natural disasters most frequently occurring in correctional facilities include floods and strong winds, sometimes as part of storms.

Wyk. 3. Number of local threats in the form of natural disasters 2011-2021

Source: own compilation based on Annual statistical information

The highest number of natural disasters – as can be seen in Figure 3 – was recorded in 2011, when 10 such threats of this type occurred. In the following years, there was a decrease in the number of threats analysed. There were 7 natural disasters in 2013 and 2017, five disasters of this kind in 2012, 2014 and 2016, and three such incidents in 2015. A significant decrease in natural disasters occurred after 2018. There were then 2 such threats recorded in 2018 – the same number as in 2020. In 2019 and 2021, no natural disaster threats were recorded. The threat described above is very difficult to predict and its effects cannot always be determined. It is important that correctional facilities are adequately prepared for the effects of natural disasters.

The number of assaults on an off-duty officer is shown in Figure 4. During the period in question, data was kept for the first four years, i.e. 2011–2014. In later years, only assaults on an officer in the course of his or her duty were recorded. The threat of an off-duty assault on an officer is a phenomenon that puts the health and often the lives of officers in danger.

Wyk. 4. Number of assaults on an off-duty officer 2011-2021

Source: own compilation based on Annual statistical information

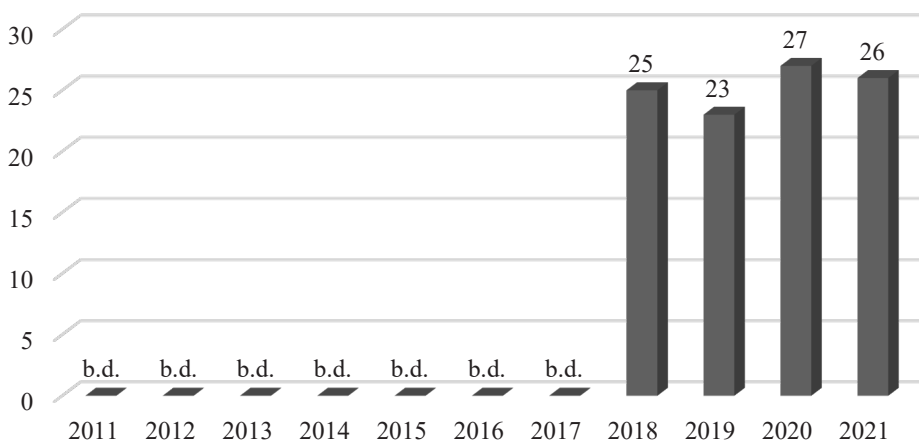
Assaults on Prison Service officers are often carried out by former prisoners or people who sympathise with them. It should also be noted that the number of these assaults may actually be much higher. The reason may be that not all officers inform their superiors of the fact. In 2011 and 2013, there were an average of 30 assaults on officers, and as many as 49 were recorded in 2012. No off-duty assaults on officers were reported in 2014. Officers and those intending to join the Prison Service should be aware that the dangers of being an officer can also face them off duty.

Analysis of emerging insider threats within correctional facilities

Security and order within correctional facilities is a determinant – in both a positive and negative sense – of the quality and performance of the Prison Service⁸. One of the most important elements for assessing the level of order and security in correctional facilities is the statistics on incidents. It must be stressed that the nature of the threats and their frequency of occurrence are not homogeneous and that the extent of the impact sometimes varies greatly.

Among the incidents affecting the internal security of correctional facilities are suicides by detainees. Figure 5 shows the number of prisoner suicides between 2011 and 2021, though the number given here demonstrates the scale of the phenomenon between 2018 and 2021.

⁸ O. Horna, *Security of correctional facilities and tasks for staff*, [in:] *Mission of the Prison Service and its tasks in the face of current penal policy and social expectations*, (W. Ambroziak, H. Machel, P. Stepniak ed.), Poznań-Gdańsk-Warsaw-Kalisz 2008, p. 319.

Wyk. 5. Number of suicides of prisoners between 2011 and 2021

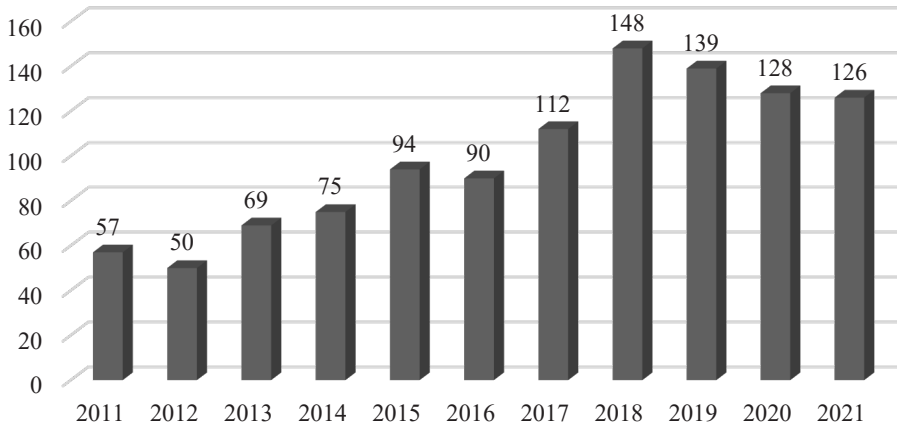
Source: own compilation based on Annual statistical information

Despite the fact that Appendix No. 1 of the then-effective Order No. 52/2013 of the Director General of the Prison Service of 29 November 2013 on incidents that may occur in the Prison Service, the manner of documenting them and the duty service in the organisational units of the Prison Service⁹ included suicide of a detainee in the list of incidents, statistics on this matter were not strictly kept between 2011 and 2017. The data for these years only represented the number of attempted suicides by prisoners.

Over the 4 years presented, the number of suicides committed by detainees has remained at a similar level. In 2018, 25 people committed suicide. A slight decrease of 2 suicides was recorded in 2019. There was an increase in suicides in 2020 to 27 cases. In the last year presented, 26 cases of suicide were recorded. It should be noted that the number of suicides occurring in correctional facilities between 2018 and 2021 is high. Ensuring the personal safety of prisoners with suicidal tendencies is an extremely difficult task for officers. The high number of prisoner suicides is undesirable and disrupts the proper functioning of the correctional facility, calling into question the effectiveness of officers' actions.

When analysing the personal safety of officers, special attention should be paid to the number of incidents involving assaults on officers. Their number is shown in Figure 6. By committing assault, prisoners commit an active attack on representatives of state bodies.

⁹ Order No. 52/2013 of the Director General of the Prison Service of 29 November 2013 on incidents that may occur in the Prison Service, the manner of documenting them and the duty service in organisational units of the Prison Service.

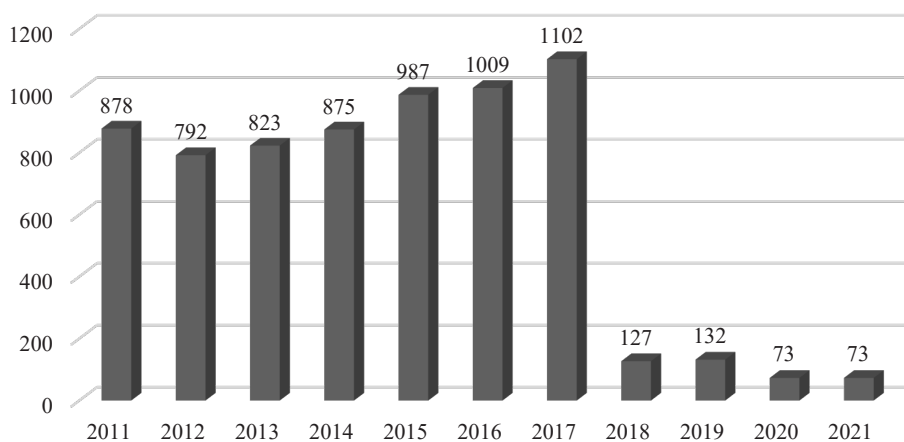
Wyk. 6. Number of assaults on an officer in the line of duty 2011–2021

Source: own compilation based on Annual statistical information

Prisoners' aggression against officers remained at similar levels in 2011 and 2012. Over the next four years, the number of assaults increased alarmingly. In 2017, the number of assaults on officers exceeded 100 (112 to be precise). In a 10-year perspective, 2018 was the year with the highest number of assaults on officers at 148. From 2019 to 2021, the number of assaults on officers continued to be very high. It was 139 in 2019, 128 the following year, and 126 in 2021. When considering the number of assaults on an officer in the line of duty from the perspective of the years analysed, a steady increase can be observed. The activities of the Prison Service should aim to reduce the number of assaults on prison staff in order to ensure a high level of personal safety for officers working in correctional facilities.

In order to properly read the data presented in Figure 7 below, it should be noted that, in accordance with Order No. 52/2013 of the Director General of the Prison Service of 29 November 2013 on incidents that may occur in the Prison Service, the manner of documenting them and the duty service in organisational units of the Prison Service, a fight was classified as a physical clash between at least two inmates, with each attacking and defending themselves, and as a beating – a physical assault on a detainee by another inmate, when the assaulted person did not actively seek to clash, but could only defend themselves against the attack¹⁰.

¹⁰ Paragraph 11 of the Annex to Order No. 52 of 29 November 2013 on incidents that may occur in the Prison Service, the manner of documenting them and the duty service in organisational units of the Prison Service.

Wyk. 7. Number of fights and beatings 2011–2021

Source: own compilation based on Annual statistical information

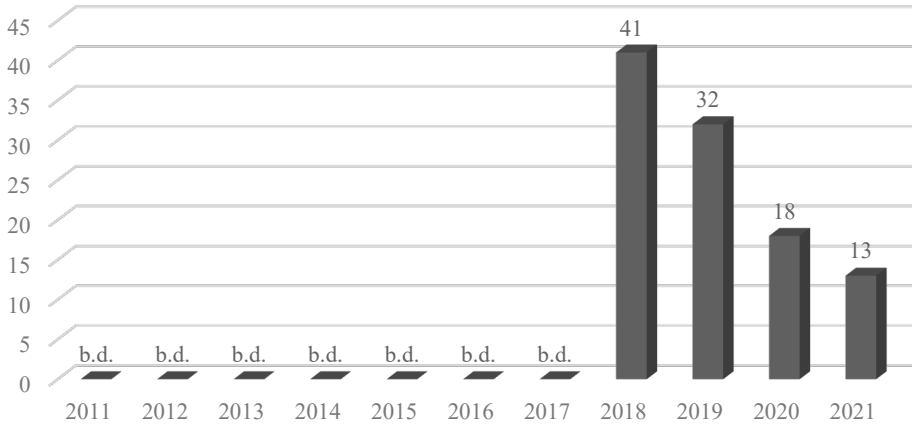
According to the incident classification adopted, 878 fights and beatings were recorded in 2011. The following year saw a decrease to 792 fights and beatings. Then, from 2013, when the number of fights and beatings stood at 823, there was a continuous increase until 2017, when as many as 1,102 such incidents were recorded. The escalation of fights and beatings is a phenomenon that poses a serious threat to the health and safety of prisoners. It is important for officers to anticipate such incidents in good time so that fights and beatings of detainees do not occur. Based on the new Order No. 1/201 on incidents that may occur in the Prison Service, the manner of documenting them and the duty service in the organisational units of the Prison Service¹¹, effective from 11 January 2018, such an incident (i.e. a fight or a beating) is classified as an incident only if it caused a violation of bodily organ functions or a health disorder lasting more than seven days. The purpose of this amendment was to introduce the objective criterion of the occurrence of a violation of a bodily organ function or health disorder lasting longer than 7 days, in line with Articles 157 and 158 of the Penal Code, and thereby standardise and regulate the way of dealing with a situation of serious bodily harm to a prisoner. After the reclassification, the number of fights and beatings fell dramatically and stood at 127 in 2018. In 2019, 132 fights and beatings were recorded. In the last two years covered by the analysis, there was a significant decrease in the number of fights and beatings, to 73. The change in the classification of a fight and battery incident has meant that the statistics covering the same issue are radically different. It is extremely important from the perspective

¹¹ Order No. 1 of 3 January 2018 Director General of the Prison Service on duty service in organisational units of the Prison Service, incidents that may occur in the Prison Service and the manner of explaining and documenting them.

of the safety of persons isolated from society, as well as the correctional facility, that incidents involving fights and beatings do not occur, or happen only occasionally.

When analysing the phenomenon of prisoner abuse, it should be borne in mind that the data presented in Figure 8 show only those incidents disclosed by officers or other persons, as well as those reported by prisoners themselves.

Wyk. 8. Number of incidents involving abuse of prisoners 2011–2021

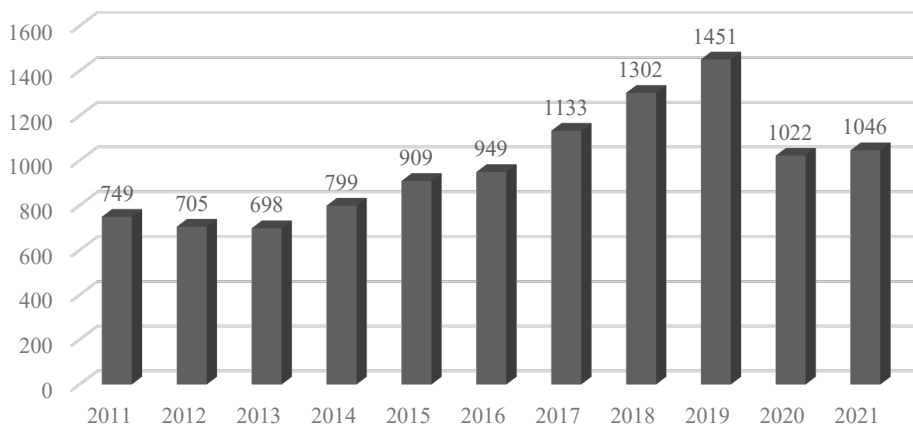


Source: own compilation based on Annual statistical information

Information on abuse of persons subjected to imprisonment and temporarily detained persons is only included in Annex 1 to Order No. 1/2018 of the Director General of the Prison Service of 1 January 2018 on incidents that may occur in the Prison Service, the manner of documenting them and the duty service in organisational units of the Prison Service¹². Hence, the data in the table presented on prisoner abuse is given from 2018. The data presented from four years shows that the number of such incidents decreased each year, with only 13 incidents in 2021. The safety of prisoners will increase significantly if such incidents do not occur in future.

The discovery of prohibited items can pose a very serious threat to both the personal safety of officers, prisoners, other persons and the correctional facility. This depends on the type of prohibited object the prisoner may come into possession of and what it may be used for. It is extremely important that prohibited items are discovered by officers as soon as possible.

¹² Paragraph 8 of Order No. 1 of 3 January 2018. Director General of the Prison Service on duty service in organisational units of the Prison Service, incidents that may occur in the Prison Service and the manner of explaining and documenting them.

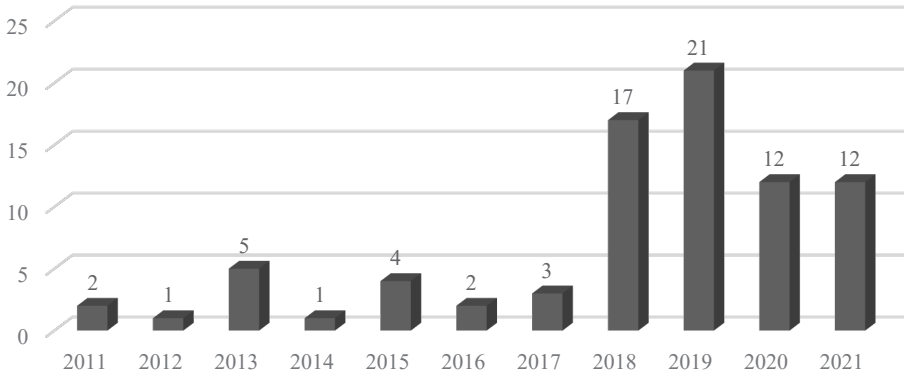
Wyk. 9. Number of discoveries of prohibited items 2011–2021

Source: own compilation based on Annual statistical information

In 2011, there were 749 discoveries of prohibited items. The next two years saw a slight decrease to 705 in 2012 and 698 in 2013. From 2014 onwards, there was a significant increase to 799. Unfortunately, the following years saw an increasing number of discoveries. In 2015, there were 909 such events, and from 2017, the number exceeded 1,000 to reach 1,451 in 2019. Looking at the data from 2019 onwards, the scale of the phenomenon was very high, given that prisoners' contact with the outside world during this time was reduced to the bare minimum due to the Sars-Cov-2 virus pandemic. It must therefore be presumed that detainees found new sources for the smuggling of prohibited items into correctional facilities. It therefore becomes legitimate to make all officers and civilian employees aware of the need to increase their vigilance in finding new routes for smuggling prohibited items in a repeat lockdown situation.

The causes of fires vary. Sometimes it can be short circuits and faults in the electrical installation or lightning. When talking about such a phenomenon taking place within a correctional facility, the human factor that is the prisoner cannot be ignored. The reasons why prisoners commit arson vary, as do the locations of the act.

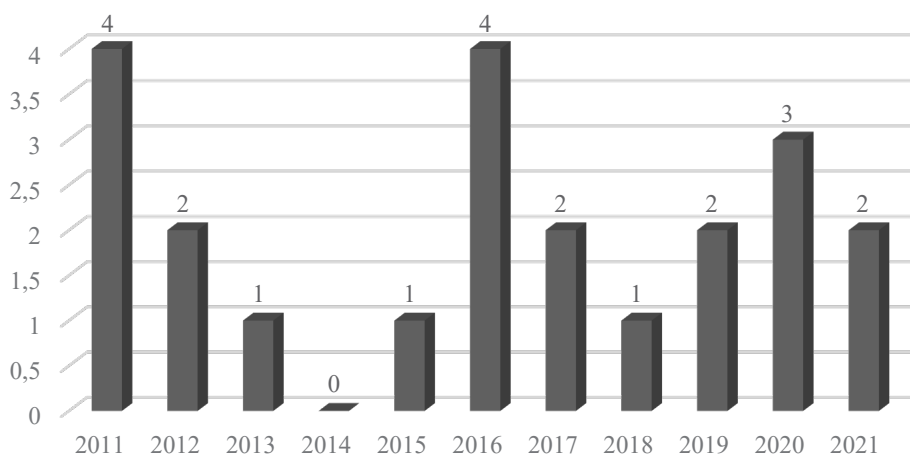
Wyk. 10. Number of fires in correctional facilities 2011-2021



Source: own compilation based on Annual statistical information

In the data shown in Figure 10, the number of fires in correctional facilities from 2011 to 2017 remained at a similar level and did not exceed 5. There was a significant increase in fires in 2018 – there were 17. The following year saw another increase in the number of fires to 21. In the last two years of the period analysed, the number of fires remained at 12. It is difficult to determine the actual reason for the increase in the number of fires in correctional facilities since 2018. It can be speculated that they may have been caused by inmate dissatisfaction with the restrictions that occurred during the pandemic.

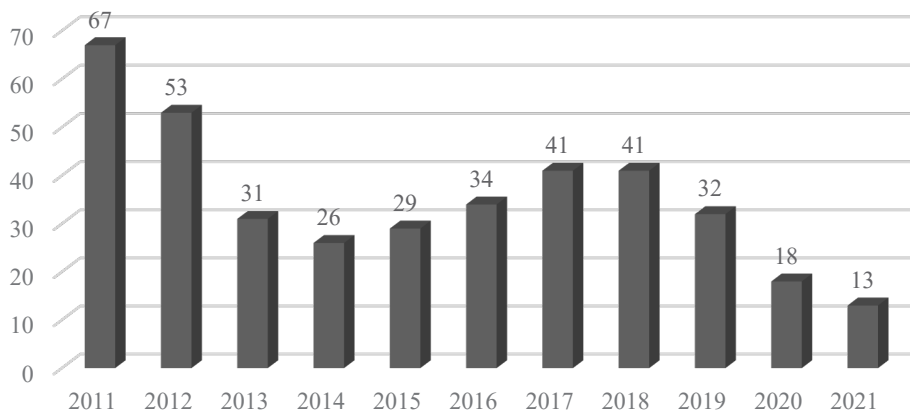
When analysing data on prisoner safety, particular attention should be paid to the negative impact of manifestations of criminal subculture. Figure 11 illustrates incidents of inmate rape as a serious manifestation of criminal subculture.

Wyk. 11. Number of serious manifestations of criminal subculture (prisoner rape) between 2011 and 2021

Source: own compilation based on Annual statistical information

Cases of rape of a prisoner or convict, on the scale of the entire population of prisoners in correctional facilities, are at a fairly stable level. Within the scope of the years presented, the number did not exceed 4 each year. Four rapes occurred in 2011 and 2016. One rape of an inmate occurred in 2013, 2015 and 2018. In 2014, there were no such case in correctional facilities. Between 2017 and 2021, a slight decrease can be observed in rapes of prisoners, which is a positive development from the point of view of prisoner safety.

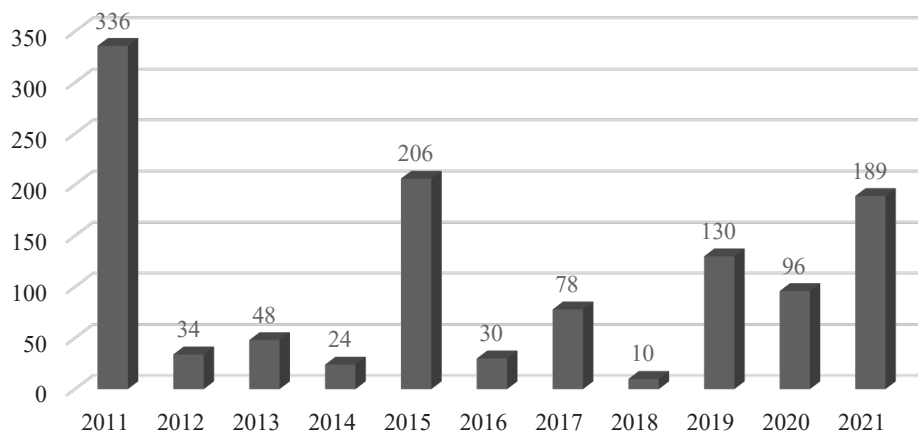
As with the previous statement, abuse of a prisoner as a result of a serious manifestation of criminal subculture is an undesirable phenomenon in correctional facilities. The number of incidents involving prisoner abuse is shown in Figure 12.

Wyk. 12. Number of serious manifestations of criminal subculture (prisoner abuse) between 2011 and 2021

Source: own compilation based on Annual statistical information

In 2011, there were 67 incidents of inmate abuse and this was the highest number in the period analysed. The following year, the number of incidents was still high at 53. From 2013 to 2016, the number of bullying incidents remained at a similar level, i.e. around 30. There was a slight increase in incidents in 2017 and 2018 at 41. The number of incidents involving prisoner abuse in 2019 was 32 and the figure decreased to 13 in 2021. The decrease in incidents concerning the phenomenon described in the last three years should be considered a positive factor for the safety of prisoners.

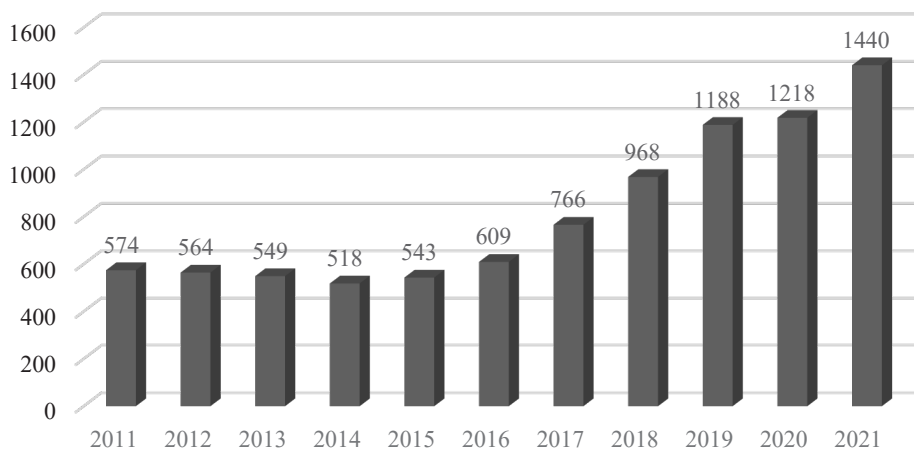
The data presented in Figure 13 show the number of collective illnesses concerning officers and detainees. Up to 2018, the reported sickness figures applied to both officers and prisoners.

Wyk. 13. Number of collective illnesses of prisoners and officers 2011–2021

Source: own compilation based on Annual statistical information

2011 saw the highest incidence of collective sickness among officers and isolated persons. In that year, there were four collective sickness incidents and the total number of collective sickness was 336. In the following three years, there was a significant decrease in the number of collective incidences, which did not exceed 50. There was a renewed increase in 2015, with 206 cases of illness. In 2016, the number of cases was 30, resulting in a decrease from the previous year. The following year saw an increase in cases to 78. 2018 saw the lowest number of collective cases (10). From 2019 to 2021, the data relate only to the number of collective inmate illnesses. The number of prisoner illnesses in 2019 was 130, in 2020 it was, 96 and in the last year of the period analysed, the number of prisoner illnesses stood at 189. Collective morbidity is a threat that can be reduced or prevented. The lower the number of illnesses, the greater the safety of officers, prisoners and the correctional facility.

The above summary illustrates the number of foreigners in correctional facilities over a 10-year period. The data presented in Figure 14 show how the number of foreigners in Polish correctional facilities has changed over a certain period of time. The figure depends on a number of external factors.

Wyk. 14. Number of foreign prisoners in correctional facilities in Poland

Source: own compilation based on Annual statistical information

Between 2011 and 2016, the number of foreign inmates in correctional facilities remained fairly constant. A slight decrease with respect to 2016 was observed in 2014, when the number was 91 prisoners. In contrast, 2017 saw a significant increase until 2021, when there was an increase of 674 in the number of detainees held in Polish correctional facilities compared to 2017.

Summary

In the two groups of threats analysed, three general trends can be discerned (decrease, increase, constant level of incidents). In the first group – external threats in the vicinity of correctional facilities – it becomes apparent that there is an increase in incidents related to threats that are difficult to predict due to changing weather conditions, e.g. floods or storms. In the years analysed, an increase in this type of phenomenon can be observed for objective reasons. The correctional facility's adequate preparation for this type of incident is an important challenge. However, in other cases, a decrease has been seen in threats related to events such as prisoner escapes or assaults on off-duty officers. Thus, between 2011 and 2014, it can be seen that a large number of inmates escaped from prison. In later years, the number of escapes decreased to single cases in the last years analysed. This may be indicative of adequate security in correctional facilities and the appropriate preparation of Prison Service officers. Incidents involving the escape of a detainee from a convoy, on the other hand, occurred very rarely in the period analysed. Incidents of assault on off-duty officers occurred between 2011 and 2013. No off-duty officer assaults were reported

in later years. A reason for the lack of indications of such incidents may be that officers do not inform their superiors of such events.

In the second group of internal threats within correctional facilities, there has been an increase in incidents of inmate assaults on officers in penitentiaries over the period under review, and this number continues to rise. Similarly, there has been a steady increase in the discovery of prohibited items. Data from 2019 onwards indicate that the scale of this phenomenon was very high. In the period of the Sars-Cov-2 virus pandemic, the scale of this phenomenon was reduced, nevertheless it must be presumed that detainees may exploit new sources for the smuggling of prohibited items into correctional facilities. Another phenomenon is the prisoner suicide rate, which remains at a consistently high level. This suicide rate is an undesirable phenomenon and makes it necessary to rethink the existing options for counteracting this phenomenon. Since 2017, there has been a steady increase in the number of foreign inmates in correctional facilities, a phenomenon that should be linked to the increasing number of foreigners arriving in Poland and staying in the country. In the short term, correctional facilities need to be adequately prepared for the growing scale of this phenomenon.

During the period analysed, a significant decrease was recorded in the number of incidents involving fights and beatings. However, this may be due to a change in the classification of this type of incident, which leads to statistics covering the same issue being radically different. Cases of rape of a pretrial prisoner or convict remained stable. In recent years, there has been a slight decrease in inmate rapes, which is a positive development from the point of view of prisoner security. A similar phenomenon concerns the number of incidents of prisoner abuse with a decrease being observed in recent years, which should be considered a positive development for prisoner safety. The fourth group of incidents concerns the phenomenon of prisoner abuse. The data presented for four years show that the number of such incidents decreased each year; nevertheless, it should be borne in mind that the relevant legislation for documenting such incidents was only regulated in 2018.

Threats that may occur within penitentiaries or in their immediate vicinity can be classified according to the source of their origin. Once the source of the threat has been identified, Prison Service officers take appropriate action to prevent it from occurring. Actions should be tailored to the degree of risk that may be present in a given situation.

Bibliography

- Fehler W., *Zagrożenie – kluczowa kategoria teorii bezpieczeństwa*, [w:] *Współczesne postrzeganie bezpieczeństwa*, K. Jałoszyński, B. Wiśniewski, T. Wojtuszek (ed.), Bielsko-Biała 2007.
- Horna O., *Bezpieczeństwo jednostek penitencjarnych a zadania dla personelu*, [in:] *Misja Służby Więziennej a jej zadania wobec aktualnej polityki karnej i oczekiwań społecznych*, W. Ambrozik, H. Machel, P. Stępniać (ed.), Poznań-Gdańsk-Warszawa-Kalisz 2008.

- Jakubczak R., Flisa J., *Bezpieczeństwo narodowe Polski w XXI wieku. Wyzwania i strategie*, Warszawa 2006.
- Mońska G., Milewska M., *Roczna informacja statystyczna za rok 2013*, Warszawa 2014, <https://sw.gov.pl/strona/Statystyka>.
- Mońska G., Zientarska A., Milewska M., *Roczna informacja statystyczna za rok 2015*, Warszawa 2016, <https://sw.gov.pl/strona/Statystyka>.
- Mońska G., Zientarska A., Milewska M., *Roczna informacja statystyczna za rok 2017*, Warszawa 2018.
- Mońska G., Zientarska A., *Roczna informacja statystyczna za rok 2011*, Warszawa 2012, <https://sw.gov.pl/strona/Statystyka>.
- Mońska G., Zientarska A., *Roczna informacja statystyczna za rok 2012*, Warszawa 2013, <https://sw.gov.pl/strona/Statystyka>.
- Mońska G., Zientarska A., *Roczna informacja statystyczna za rok 2014*, Warszawa 2015, <https://sw.gov.pl/strona/Statystyka>.
- Mońska G., Zientarska A., *Roczna informacja statystyczna za rok 2016*, Warszawa 2017, <https://sw.gov.pl/strona/Statystyka>.
- Mońska G., Zientarska A., *Roczna informacja statystyczna za rok 2018*, Warszawa 2019, <https://sw.gov.pl/strona/Statystyka>.
- Order No. 1 of the Director General of the Prison Service of 3 January 2018 on determining the organisation of the duty service in the organisational units of the Prison Service, incidents that may occur in the Prison Service, and the means of investigating and documenting them.
- Order No. 1 of the Director General of the Prison Service of 3 January 2018 on determining the organisation of the duty service in the organisational units of the Prison Service, incidents that may occur in the Prison Service, and the means of investigating and documenting them.
- Order No. 100/2022 of the Director General of the Prison Service of 29 December 2022 on determining the organisation of the duty service in the organisational units of the Prison Service, including the manner and means of informing about incidents that have occurred in the Prison Service and determining the manner and means of conducting investigations into these incidents and the manner of documenting them.
- Order No. 52 of 29 November 2013 on incidents that may occur in the Prison Service, the manner of documenting them and duty service in organisational units of the Prison Service.
- Order No. 52/2013 of the Director General of the Prison Service of 29 November 2013 on incidents that may occur in the Prison Service, the manner of documenting them and the duty service in organisational units of the Prison Service.
- Order of the Director General of the Prison Service of 9 January 2023 on the means of protection of organisational units of the Prison Service, the means of protection and escort of convicts and temporarily detained persons and the protective tasks of Prison Service officers and employees, and employees of prison work facilities.
- Pawłowski J., *Strategiczne dylematy początku XXI wieku*, [in:] *Współczesne pojmowanie bezpieczeństwa*, K. Jałoszyński, B. Wiśniewski, T. Wojtuszek (ed.), Bielsko-Biała 2007.
- Piotrowski A., *Medialny wizerunek Służby Więziennej*, „Przegląd Więziennictwa Polskiego” 2010, nr 67–68.
- Pniewska A., Zientarska A., Milewska M., *Roczna informacja statystyczna za rok 2019*, <https://sw.gov.pl/strona/Statystyka>.

Pniewska A., Zientarska A., Milewska M., *Roczna informacja statystyczna za rok 2020*, <https://sw.gov.pl/strona/Statystyka>.

Pniewska A., Zientarska A., Milewska M., *Roczna informacja statystyczna za rok 2021*, <https://sw.gov.pl/strona/Statystyka> [dostęp 27.05.2023].

Szynowski R., *Administracja wojskowa w systemie bezpieczeństwa narodowego*, Warszawa 2013.

About the autor

Ryszard Szynowski (PhD, DSc, Assoc. Prof.), the main direction of the scientific and research activity of Ryszard Szynowski, prof. AWSB (PhD, DSc, Assoc. Prof.) is security science. In his works, he takes up considerations in three research areas: 1) security systems in countries neighboring Poland (the place of public administration), 2) cross-border security Poland – Slovakia – Czech Republic (cooperation of mountain rescue and other services), 3) social security (seniors, youth and children). In the area of defense administration, he takes up the subject of military preparations in the country, including administration, as well as the problems of military administration, including cooperation of local military and civil administration bodies in the field of national security. In addition, many of his research works were devoted to human resources management in the Polish Armed Forces and in guards, services and inspections. From international issues, Professor Ryszard Szynowski devoted particular attention to the subject of Eastern Europe.

Mirosław Łuszcz (PhD), he is an active officer of the Prison Service, which he holds at the Prison in Trzebinia as the Head of the Security Department, currently at the rank of major. The author's scientific interests include the area of organizational units of the Prison Service, including the issues of extraordinary events and the security of these units. In his scientific publications, he addresses issues related to officers of the Prison Service, the processes of resocialization of prisoners and the observance of their rights.

